

Revised in  
2018

# How to Sort and Dispose of Waste and Recyclables

We do not collect garbage bags other than colorless transparent or white semitransparent plastic bags of less than 45ℓ.

● Follow the 3 Rules of Waste (Please dispose: 1. On the appointed day, 2. At the appointed place and 3. Appointed things by 8:30 am.)

Garbage collected by the city free of charge.	Collection Days	Categories	How to dispose	Types
	Twice a week day	Combustible Waste 	<ul style="list-style-type: none"> <li>● The size should be 30cm×30cm×30cm or smaller, or it should fit in 45ℓ or smaller bags.</li> <li>● Drain thoroughly, tie the bag and limit the weight to that able to be held in one hand.</li> <li>● Deposit the bodily waste in the toilet before discarding paper diapers and stoma appliances.</li> <li>● Wrap pointed objects in paper for safety.</li> </ul>	<ul style="list-style-type: none"> <li>● Leftover food, vegetable scraps (drain them well.)</li> <li>● Dirty papers, thermal papers, paper diapers, paper cups, packing tape</li> <li>● Desiccating agents, cold insulation ice pillows, compresses, cold insulation agents, pocket heater</li> <li>● Plastic products, rubber products, leather products (not containing metal), CDs, DVDs, MDs, video tapes, shoes</li> <li>● Dirty containers such as mayonnaise or food wrap</li> <li>● Home medical care waste made of plastic or paper</li> <li>*Note: Dispose the following items as they are even if they are longer than 30 cm on one side. <ul style="list-style-type: none"> <li>● Brooms etc.(for cleaning)</li> <li>● Walking canes</li> <li>● Bamboo blinds</li> </ul> </li> <li>● Branches of garden plants (The diameter of a branch must be less than 15 cm, and the length must be less than 100 cm. Bundle them with a string, or put them in a plastic bag of 45ℓ or less.)</li> </ul>
	Once a week Wednesday	Incombustible Waste 	<ul style="list-style-type: none"> <li>● The size should be 30cm×30cm×30cm or smaller, or it should fit in 45ℓ or smaller bags.</li> <li>● Dispose of spray cans and lighters after using up the contents or emptying the gas completely.</li> <li>● As a safety measure, mark dangerous objects such as light bulbs, knives and broken tableware as "Kiken (Danger)."</li> </ul>	<ul style="list-style-type: none"> <li>● Electric appliances</li> <li>● Alkaline batteries, manganese batteries</li> <li>● Metals Spray cans, lighters</li> <li>● Glass, cosmetics bottles</li> <li>● Ceramics</li> <li>*Air-conditioners, TVs, refrigerators, freezers, washing machines, clothes dryers, and computers are not collected. (See the back side.)</li> <li>*Note: Dispose of the following items as they are even if they are longer than 30 cm on one side. <ul style="list-style-type: none"> <li>● Umbrellas</li> <li>● Fluorescent tubes</li> <li>● Gardening sticks</li> <li>● Walking canes</li> </ul> </li> </ul>
		Plastic Containers / Packaging 	<ul style="list-style-type: none"> <li>● Do not put them in doubled bags.</li> <li>● Dispose of items of which you cannot rinse clean as Combustible Waste.</li> <li>● Do not include glass or PET bottles, empty cans, lighters or home medical care waste.</li> </ul>	<p>※ Please see the back side (How to dispose of Plastic Containers / Packaging) for details.</p>
	Once a week day	Glass Bottles 	<ul style="list-style-type: none"> <li>● Remove caps. Metal caps are Incombustible Waste.</li> <li>● Plastic caps are Plastic Containers / Packaging</li> <li>● Discard the content, rinse lightly with water; without putting them in a bag, place them in the blue container found at the collection stations.</li> <li>● Return beer and sake bottles to the store if possible.</li> <li>● Dispose of broken bottles, cosmetic bottles and bottles for making plum wine, etc. as Incombustible Waste.</li> </ul>	<ul style="list-style-type: none"> <li>● Glass bottles for soft drinks, liquor, or food.</li> <li>※ It is not necessary to remove the labels on the bottles.</li> <li>※ Do not put anything other than glass bottles such as ceramic or glasses in the blue container (since other items are not collected).</li> </ul>
		PET Bottles 	<ul style="list-style-type: none"> <li>● Remove caps and labels.</li> <li>● Plastic Containers / Packaging</li> <li>● Dispose of caps and labels as Plastic Containers / Packaging.</li> <li>● Discard the content, rinse lightly with water before disposal.</li> <li>● Put them in the blue net found at the collection stations, without putting them in a bag.</li> <li>● Crush them if possible to reduce the volume.</li> </ul>	<ul style="list-style-type: none"> <li>● For drinks such as juice</li> <li>● For liquor such as sake, mirin or shochu</li> <li>● For liquid seasonings such as soy sauce</li> </ul>
	Once a week day	Recyclables 	<ul style="list-style-type: none"> <li>● Dispose of newspapers, magazines, miscellaneous papers, corrugated cardboard, and paper cartons after bundling each item separately with a string.</li> <li>● Dispose of used clothes in colorless transparent or white semitransparent plastic bags of 45ℓ or less.</li> <li>● Dispose of wet or soiled used clothes as Combustible Waste since they cannot be reused.</li> </ul>	<ul style="list-style-type: none"> <li>● Newspapers</li> <li>● Corrugated cardboard</li> <li>● Paper cartons</li> <li>● Magazines</li> <li>● Miscellaneous papers</li> <li>● Used clothes</li> </ul>
			<ul style="list-style-type: none"> <li>● Discard the content, rinse lightly with water and dispose.</li> <li>● Dispose of only cans in colorless transparent or white semitransparent plastic bags. (It cannot be collected when other items are mixed in.)</li> <li>● Dispose of cassette gas cylinders after using up the content, without punching a hole.</li> </ul>	<ul style="list-style-type: none"> <li>● Aluminum cans</li> <li>● Steel cans</li> <li>● Confectionery cans</li> <li>● Food cans</li> <li>● Cassette gas cylinders</li> </ul>

● Inquiries

Clean Center

☎072-782-0968 • FAX 072-775-3179

Toyonaka - Itami Clean Land (for direct carry-in items)

☎072-782-3641

Living Environment Section

☎072-781-5371 • FAX 072-784-8053

Itami City Environment Project Cooperative Association (for raw sewage)

☎072-777-2825 • FAX 072-777-2826



# How to Dispose of Plastic Containers / Packaging

## Categories

### Bottles Bottles of food or daily necessities



- How to dispose
- Dispose after removing the remains such as food and dirt.
  - Dispose of bottles for cooking oil after removing the covers/caps and draining off the oil by leaving them upside down overnight, etc.
  - Dispose of shampoo and conditioner nozzles along with the bottles.

### Packaging Food and commodity bags



- How to dispose
- Dispose of them after removing the food remains, crumbs and dirt.

### Net bags Net bags used as containers for onions, oranges, etc.



- How to dispose
- Dispose of them after removing extra objects such as skins and peels.
  - Remove the metal clasps and dispose of them as Incombustible Waste.

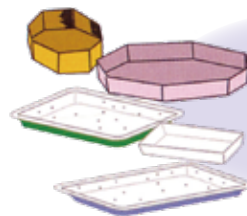


When plastic containers and packaging are properly sorted, they can be recycled into various products or reused at ironworks as an alternative raw material for coal and carbon fuel. Please help us protect the environment and resources of the earth.




- Put them in one transparent plastic bag without doubling the bags and place it tidily under the green scattering preventive net at the incombustible waste collection stations.

### Trays White, colored or patterned food trays



- How to dispose
- Dispose of them after removing the food remains and dirt, and rinse them lightly with water.
  - If you are already using the storefront collection service, please continue to do so.

### Sheets, etc. Bubble wrap, Styrofoam cushioning



- How to dispose
- Separate Styrofoam packaging from corrugated cardboard, etc., and dispose separately (form packaging = plastics).
  - Put large-size Styrofoam under the scattering preventive net to prevent it blowing away.

### Cups Cups for food or daily necessities



- How to dispose
- Dispose after removing the food remains/leftover/liquid, and rinse lightly with water.
  - Remove the top foil covering and dispose of them as combustible waste.
  - Remove paper parts and dispose of them along with magazines and miscellaneous papers as Recyclables.
  - If you are already using the storefront collection service for egg packs, please continue to do so.

### Packs Packs for food or daily necessities



## Please use Base Collection and Collection Boxes.

Collection Days	Collection Sites
Tuesday every week	Nishi Center ★"Furatto" Human Rights Center
Wednesday every week	Kirara Hall Women and Children Center
Thursday every week	★Parking lot of City Hall ★Kamitsu Exchange Center ★Kurashi-no-Plaza
Friday every week	★Minami Satellite Office ★Noma Satellite Office

At the base collection sites, we collect items which may pose a risk of an accident at the collection stations, a vehicle explosion, or a fire, an injury, or an accident in a waste disposal process, such as waste cooking oil, cassette gas cylinders, batteries, used small electric appliances, and waste products with mercury.

The collection time is from 9:00 am to 10:30 am.

Note: We do not collect batteries of electric bicycles, motorbikes, or cars.

### Collection Boxes

Collection boxes for small electric appliances and waste products with mercury are located at the seven facilities with a ★ mark shown in the table. You can put applicable items into the collection box during opening hours of the facility, on any of their opening days. (There is a limit on the size.) Please contact each facility or visit the city's official website for opening days and hours of the facility.



Items not collected by the city

## Items which the city cannot handle.

[Targeted items under the Home Appliance Recycling Act]


- Air-conditioners, TVs, refrigerators, freezers, washing machines, clothes dryers (Please consult electric appliance shops. If electric appliance shops cannot accommodate you, consult the Living Environment Section (☎072-781-5371).

[Items based on the Law for Promotion of Effective Utilization of Resources]

- Home computers (They are collected and recycled by each manufacturer. Contact each manufacturer and PC3R Promotion Association ☎03-5282-7685 for details or see the website. <http://www.pc3r.jp>)



## Items which the city cannot handle properly.



- Propane gas cylinders, high-pressure gas cylinders, fire extinguishers (※), paint, petroleum, waste oil, explosives, pesticides, medicines, dangerous drugs, poisons, PCB, asbestos products, tree trunks (with a diameter of 15 cm or more), tree roots, bathtubs made of fiber-reinforced plastics (FRP), fireproof safes, hot-water boilers, pianos, motorcycles/motorized bicycles, materials used in businesses (lockers, desks and other fixtures), construction waste materials (including waste materials associated with newly-built, extension or renovation items, paint cans, extra soil, debris), car components (including tires, chains and batteries), farming equipment, vending machines, freezer display cases, concrete, blocks, mud, earth, stone

※ Fire extinguishers are collected and recycled by the Japan Fire Extinguisher Industry Society. Contact the Fire Extinguisher Recycle Promotion Center ☎03-5829-6773 or see the website. <http://www.ferpc.jp>

Illegal dumping shall be punished by imprisonment of up to 5 years, or a fine of up to 10,000,000 yen, or these may be imposed concurrently. In addition, if a corporation is involved in illegal dumping, it will be sentenced to a fine of up to 300 million yen.

## Business Waste (commercial non-industrial waste)

- Business waste cannot be disposed at household waste stations.
- Waste derived from business activities must be properly disposed by the business operator based on "the principle of self-disposal responsibility" stipulated in the Waste Disposal Law.
- Either carry it to Toyonaka - Itami Clean Land yourself, or ask the city-approved collectors for collection.

Household Waste Stations



Group Collection

- Regional organizations such as Residents' Associations and Children's Societies undertake group collections of waste, including newspapers, magazines, corrugated cardboard and aluminum cans. Please cooperate in the group collection for reduction of waste and effective utilization of resources. The city provides a financial incentive to such groups. Contact the Living Environment Section (☎072-781-5371) for details.



Storefront Collection

- Recyclable containers such as aluminum cans, steel cans, milk cartons, plastic PET bottles and trays are collected at some stores such as supermarkets. Please make use of it.
- Please return micro cells, rechargeable batteries and ink cartridges to the vendors.



## Items collected for a fee by submitting an application.

### Large item waste reception center (☎072-769-5380)

- Items which exceed 30cm×30cm×30cm or which do not fit in a 45ℓ transparent or semitransparent plastic bag.
- Up to 5 items are collected with one application.

### Pet corpses (dogs, cats or other small animals)

#### Large-item Waste Reception Center (☎072-769-5380)

- Please wrap the corpse by a plastic bag or a towel, and put it in a corrugated cardboard box or the like.
- You may also bring it in directly to the municipal funeral hall (☎072-782-2176).
- You cannot bring it in during the Year-end and New Year holidays and inauspicious "Tomobiki" days (please check in advance) since the funeral hall is closed.

※ Large-size waste items are collected for a fee on an appointment basis. You must be present on that day, so that the waste is collected in exchange for the handling fee.

※ Contact the large-item waste reception center early because they may not be able to meet your request depending on their availability.

※ The collection staff cannot go into the building, so please put the items outside the building (where the collection car can be parked alongside).

Fee	Dogs	Large dogs	1 corpse 3,500 yen
		Small dogs	1 corpse 3,000 yen
	Bring-in	Bring-in	1 corpse 2,000 yen
		Small animals	1 corpse 2,000 yen
	other animals	Bring-in	1 corpse 1,000 yen
		Bring-in	1 corpse 1,000 yen

※ Strays (dogs, cats) are free of charge.

※ When a pet dog dies, please de-register the registration at the Living Environment Section (☎072-781-5371).

### Direct Carry-in

You can also carry in directly to the Toyonaka - Itami Clean Land (for a fee, appointment required).

Appointment Reception

☎072-782-3641

Mon - Sat (including national holidays) 9:00am - 5:00pm

Carry-in Hours

Mon-Fri (including national holidays) 2:00pm - 4:30pm

Sat (including national holidays) 10:00am - 4:00pm

Please contact the Toyonaka - Itami Clean Land directly for details.